



Fire Risk Reduction Community List

Quick Start Guide

2025



2025 FRRCL Application Quick Start Guide

Welcome to the 2025 Fire Risk Reduction Community List (FRRCL) application period, we look forward to working with you! In this guide you will find:

- ✓ General FRRCL Information.....Page 2
- ✓ Application Tips.....Page 3
- ✓ How to Submit Your FRRCL Application.....Page 4
- ✓ Additional Resources.....Page 9

For any additional questions or concerns please contact our team at LandUsePlanning@bof.ca.gov for assistance.

General Information:

Introduction:

The Fire Risk Reduction Community List (FRRCL) is a list of local agencies located in state responsibility areas or very high fire hazard severity zones that meet best practices for local fire planning. The FRRCL is mandated by [PRC 4290.1](#), and codified into regulation under the FRRCL regulations, [14 CCR 1268.00-1268.04](#).

Publicly funded local agencies that are eligible to apply for the list include: cities, counties, tribal nations, and special districts. The 2025 application period is expected to open July 1st – October 1st, 2025. Applications received during the 2025 open application period will be processed for inclusion in the 2026 list which will become effect July 1st, 2026. Once effective the new list will remain active for 2 years until the next iteration of the list in 2028. Current FRRCL agencies (2024 list awardees) will need to re-apply to maintain their FRRCL designation in 2026.

Benefits of FRRCL:

CAL FIRE Wildfire Prevention grant applicants will receive priority if the applicant is on the Fire Risk Reduction Community List, or if the applicant plans to utilize the grant funding to meet the list eligibility requirements. Wildfire Prevention Grants can be used for projects including hazardous fuels reduction, wildfire prevention planning, and wildfire prevention education. For more information on CAL FIRE's Grant program please visit their website at: <https://www.fire.ca.gov/what-we-do/grants/wildfire-prevention-grants> or email WPGrants@fire.ca.gov.

Additionally, the California Department of Insurance "Safer From Wildfires" regulations in Title 10, Section 2644.9(d), require insurance companies to use a rating plan that takes into account and reflects whether a structure is in a Fire Risk Reduction Community. For more information on the Safer From Wildfires regulations please visit their website at: <https://www.insurance.ca.gov/01-consumers/200-wrr/Safer-from-Wildfires.cfm>.

Application tips and examples can be found in the FRRCL

Guidebooks: <https://calfire.box.com/s/7ncq9662mfx56410ddeazgx9grv493el>

Application Tips:

As part of the application process your agency will be asked to provide evidence demonstrating that each criterion the applicant meets has been satisfied. To help streamline your applications review, please consider the following application tips:




- ✓ For large documents, please provide the page numbers which contain the information that is pertinent to the criteria you are trying to meet.
- ✓ Please submit documents in lieu of links when possible.
- ✓ For criteria which reference state minimums, please be as specific as possible on which state minimum is being exceeded, and by what. Note only one example is needed per criterion.
- ✓ For criteria with specific timeframes for planning documents, such as Safety Elements, please provide verification of adoption and date of adoption.
- ✓ For multi-agency planning documents such as Multi-Jurisdictional Hazard Mitigation Plans, and Community Wildfire Protection Plans, please provide the page number which names the applying jurisdiction as a contributor.
- ✓ Please note that the agency named as the applicant on the application form will be the agency that will be reviewed for inclusion on the list. Agencies with intersecting jurisdictions such as a city, and a city fire department, are encouraged to apply individually, if both wish to be included on the list.
- ✓ Please note for determining Fire Risk Reduction Community boundaries for insurance purposes, individual agencies are responsible for determining the geographic boundaries of their jurisdictions.
- ✓ Optional: during the application review process your jurisdiction may be contacted for additional information, please consider adding a secondary point of contact to avoid delays.
- ✓ Each jurisdiction will only complete one section of the application. Section 1 is for city and county applicants, section 2 should be completed by non-city and county jurisdictions such as special districts, Tribal Nations, fire departments and other local agencies.
- ✓ For city and county applications, requirements 1-4 are mandatory with 2 additional requirements needed to qualify. For non-city and county local agencies, only 2 requirements are needed to qualify. See application for additional provisions.

How to Submit Your FRRCL Application

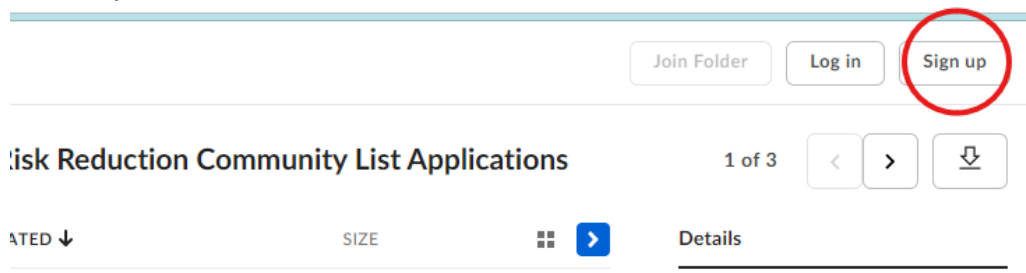
Due to the file size restrictions, the Board utilizes box.com to collect applications and supporting documents. **Important note:** a paid subscription to box.com is not required to submit your application. To submit your application please follow the steps below.

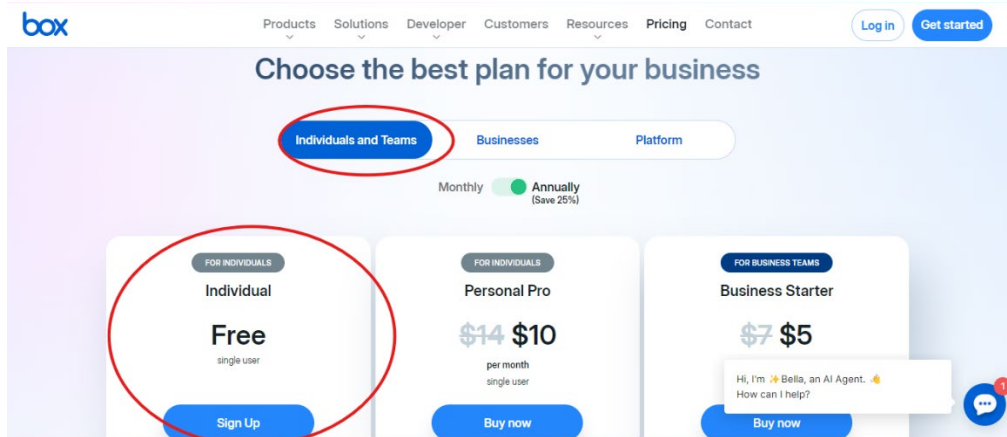
1. Download and complete the **July 2025 FRRCL Application** form which can be found on the Board's FRRCL webpage:
<https://bof.fire.ca.gov/projects-and-programs/fire-risk-reduction-community-list/>
2. To access the box upload file, please use the link below, or visit the FRRCL webpage. The link will take you directly into the "Fire Risk Reduction Community List Applications box file. In this file you can access and past FRRCL applications and upload your files under the "2026 Fire Risk Reduction Community List Applications" file.
<https://calfire.app.box.com/folder/137688758772?s=mk0m9v3ghq00bvhzz3fr1vh0gij9zu2c>

Fire Risk Reduction Community List Applications

| NAME | |
|---|--|
|  | 2026 Fire Risk Reduction Community List Applications |
|  | 2022 Fire Risk Reduction Community List Applications |
|  | 2024 Fire Risk Reduction Community List Applications |

3. You will need to login or create a free account to upload your documents. To create a free account hit the "sign up" button on the upper right side of the screen. You will be taken to a landing page offering subscription levels, please toggle to the "Individuals and Teams" page and hit "Sign Up" under the "Individual Free" option.





4. Create a free box account by entering your name, email, and providing a password. You will receive an email entitled “Please complete your box signup”, hit the verify email button and sign into your new account. You will be taken to your box homepage, to re-enter the FRRCL shared file exit your home page and re-enter the shared file using the link.

Your Information

Full Name

Business Email Address

Password

- 8 or more characters in length
- 2 or more numbers
- Does not contain spaces, "<", or ">"

You will receive marketing materials regarding Box products, services, and events. You may unsubscribe at any time.

By clicking the "Get Started" button, I agree to Box's [Terms of Service](#) and confirm I have read Box's [Privacy Policy](#).

Your Current Plan:

Box Individual

- ✓ 10 GB Storage
- ✓ 250 MB file upload limit
- ✓ 1 file version

[+ Show More Features](#)

| | |
|---------------|------|
| Today's Total | Free |
|---------------|------|



We've Sent You a Confirmation Email

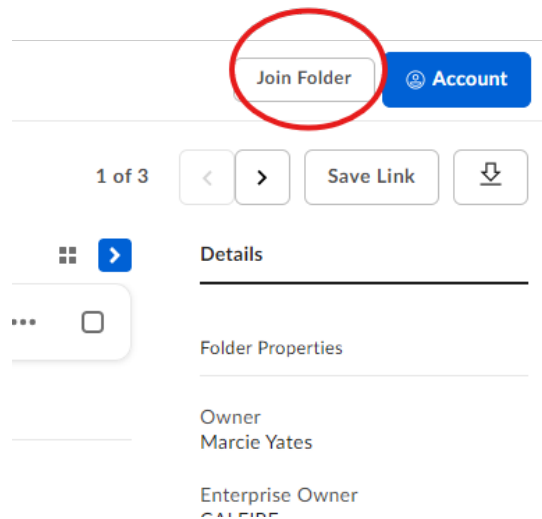
To login to your account you'll need to verify your email: alexvest@gmail.com. The verification link will expire in 15 minutes.

[Open Gmail](#)

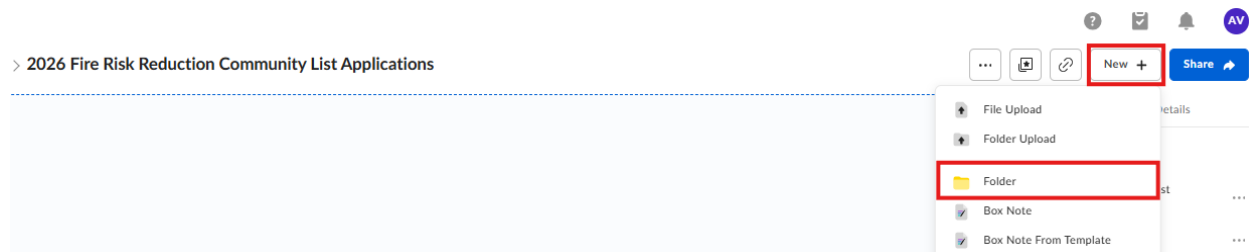
[Open Outlook](#)

Can't find the email? [Click here to resend](#).

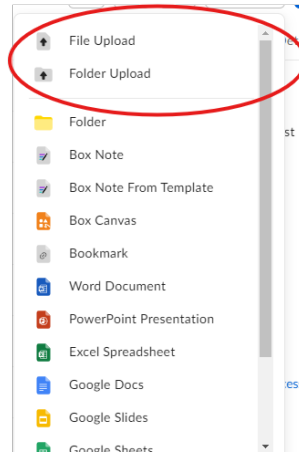
5. Once you have re-entered the shared file, hit the “Join Folder” button on the upper right side and enter the 2026 Application folder.



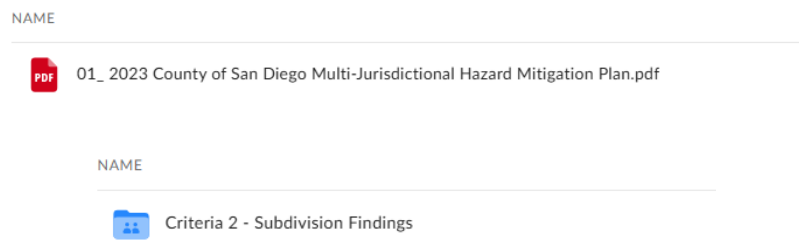
6. In the 2026 folder hit the “New +” button on the upper right side. On the dropdown select “folder” to create a folder to upload your documents, please name the folder after the applying agency. If you would like to add collaborators to your folder, enter email addresses under the “Invite People” section, this will send out an email with a link to your folder.

A screenshot of a 'Create a New Folder' dialog box. It has a title bar with a close button (X). The form contains the following fields: 'Folder Name' with the text 'My New Folder'; 'Invite People' section with 'Shared with' and user avatars (MY, JB, BB, +28) and a text input field 'Enter email addresses to invite users'; and a 'Permission' dropdown menu set to 'Editor' with a 'Learn More' link. At the bottom right are 'Cancel' and 'Create' buttons.

7. Click into your newly created folder and using the “New +” button on the upper right side up upload your application and supporting documents.



8. Please note it is helpful if you separate your supporting documents by criteria number, either by naming convention or creating individual folders, please see examples:



The following file types are accepted in box:

Supported file types

| File type | File extension |
|---------------|--|
| Documents | 'doc', 'docx', 'pdf', 'rtf' |
| Presentations | 'ppt', 'pptx' |
| Images | 'ai', 'bmp', 'cr2', 'crw', 'dng', 'eps', 'gif', 'heic', 'jpeg', 'jpg', 'nef', 'png', 'ps', 'psd', 'raf', 'raw', 'svg', 'svs', 'tga', 'tif', 'tiff', 'webp' |
| Video | '3g2', '3gp', 'avi', 'flv', 'm2v', 'm2ts', 'm4v', 'mkv', 'mov', 'mp4', 'mpeg', 'mpg', 'ogg', 'mts', 'qt', 'ts', 'wmv' |

Thank you for submitting your FRRCL application! 😊

Additional Resources

If you would like to be included in the Board's mailing list, please see below link to register:

<https://bof.us20.list-manage.com/subscribe?u=172af298a6a70bf21ef09866c&id=f9d930c4f0>

FRRCL webpage: <https://bof.fire.ca.gov/projects-and-programs/fire-risk-reduction-community-list/>

Board' Box folder for application submission:

<https://calfire.app.box.com/folder/137688758772?s=mk0m9v3ghq00bvhzz3fr1vh0gij9zu2c>

Board's Box account with Brochure, FAQ's and Fire Risk Reduction Community List Guidebook with examples:

link: <https://calfire.box.com/s/7ncq9662mfx56410ddeazgx9grv493el>

FAQ sheet:

<https://view.officeapps.live.com/op/view.aspx?src=https%3A%2F%2Fbof.fire.ca.gov%2Fmedia%2F0ie1ijf%2Ffrrcl-faqs-final-2024.docx&wdOrigin=BROWSELINK>

FRRCL Regulations:

[https://govt.westlaw.com/calregs/Document/I3CF67D40F23811ECBBB6DB6934D4056C?viewType=FullText&listSource=Search&originationContext=Search+Result&transitionType=SearchItem&contextData=\(sc.Search\)&navigationPath=Search%2fv1%2fresults%2fnavigation%2fi0ad7140b0000018cf9b89c5eaa158599%3fppcid%3dfbf0e36638be4c62894facfdc5e02949%26Nav%3dREGULATION_PUBLICVIEW%26fragmentIdentifier%3dI3CF67D40F23811ECBBB6DB6934D4056C%26startIndex%3d1%26transitionType%3dSearchItem%26contextData%3d%2528sc.Default%2529%26originationContext%3dSearch%2520Result&list=REGULATION_PUBLICVIEW&rank=1&t_T1=14&t_T2=1268&t_S1=CA+ADC+s](https://govt.westlaw.com/calregs/Document/I3CF67D40F23811ECBBB6DB6934D4056C?viewType=FullText&listSource=Search&originationContext=Search+Result&transitionType=SearchItem&contextData=(sc.Search)&navigationPath=Search%2fv1%2fresults%2fnavigation%2fi0ad7140b0000018cf9b89c5eaa158599%3fppcid%3dfbf0e36638be4c62894facfdc5e02949%26Nav%3dREGULATION_PUBLICVIEW%26fragmentIdentifier%3dI3CF67D40F23811ECBBB6DB6934D4056C%26startIndex%3d1%26transitionType%3dSearchItem%26contextData%3d%2528sc.Default%2529%26originationContext%3dSearch%2520Result&list=REGULATION_PUBLICVIEW&rank=1&t_T1=14&t_T2=1268&t_S1=CA+ADC+s)

CAL FIRE Wildfire Prevention Grants webpage:

<https://www.fire.ca.gov/what-we-do/grants/wildfire-prevention-grants>

Department of Insurance, Safer from Wildfires webpage:

<https://www.insurance.ca.gov/01-consumers/200-wrr/Safer-from-Wildfires.cfm>

CAL FIRE Fire Hazard Severity Zone Webpage and map viewer:

<https://osfm.fire.ca.gov/what-we-do/community-wildfire-preparedness-and-mitigation/fire-hazard-severity-zones>

CAL FIRE Subdivision Review map viewer:

<https://experience.arcgis.com/experience/74787e13de0c443eb80e27abc176b8fa>