



Fire Prevention Report And Strategic Fire Plan Accomplishments

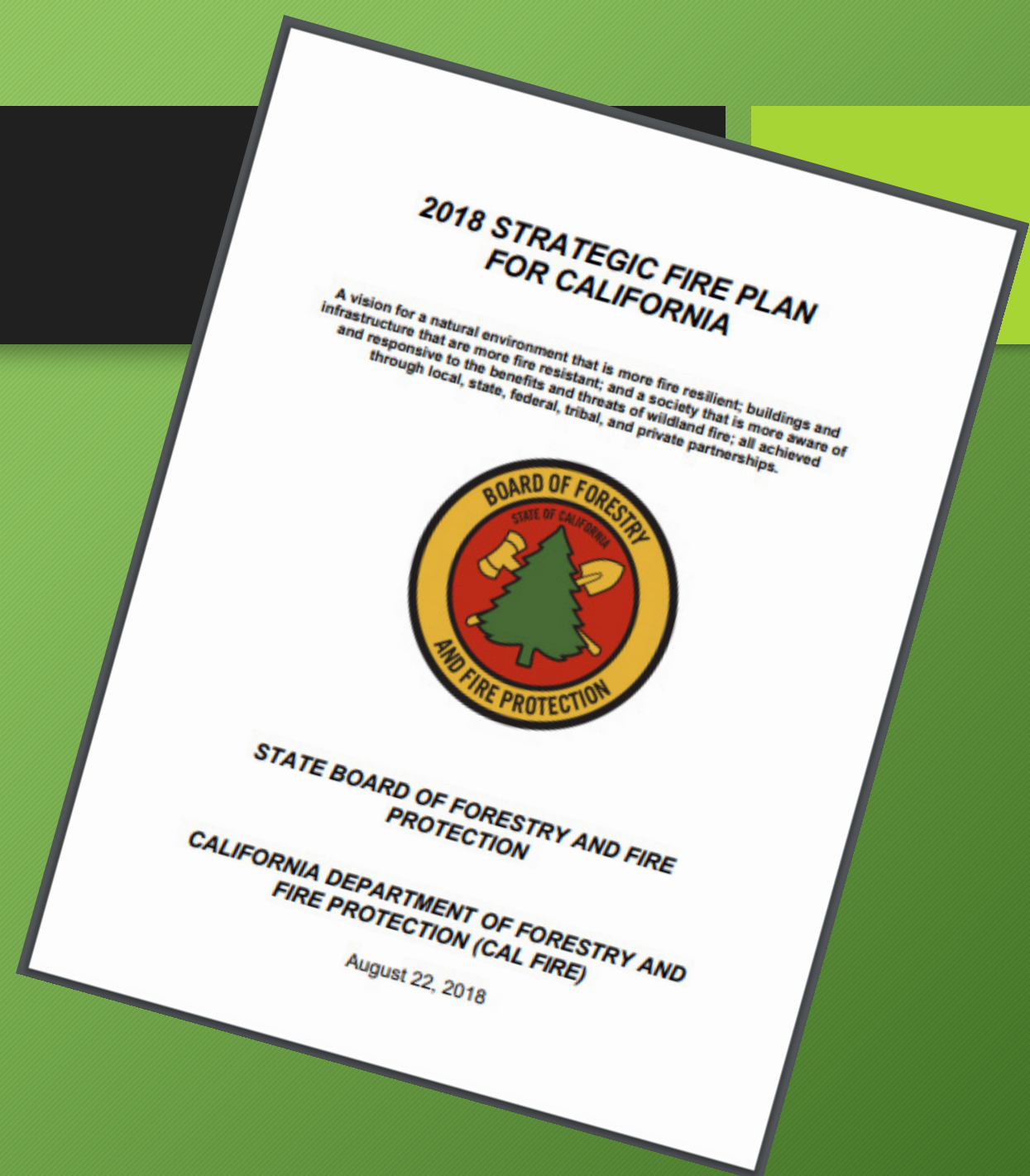
Fiscal Years 2017-2018 and 2018-2019



2018 Strategic Fire Plan

Statewide framework to address the protection of lives, property and natural resources from wildfire and improve environmental resilience to wildfires.

- 8 Goals
- 66 Objectives



Goal 1: Identify and Evaluate Wildland Fire Hazards

1.1

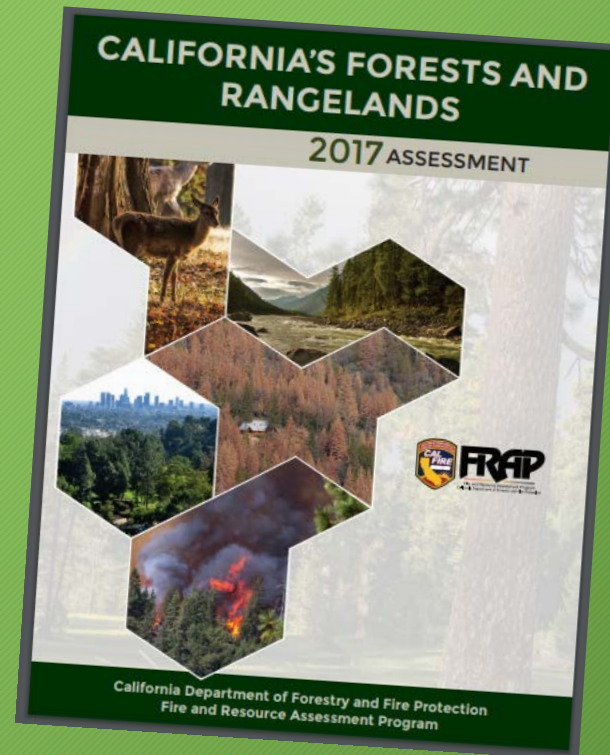
California Public Utilities Commission Memorandum of Understanding



Goal 1: Identify and Evaluate Wildland Fire Hazards

1.2

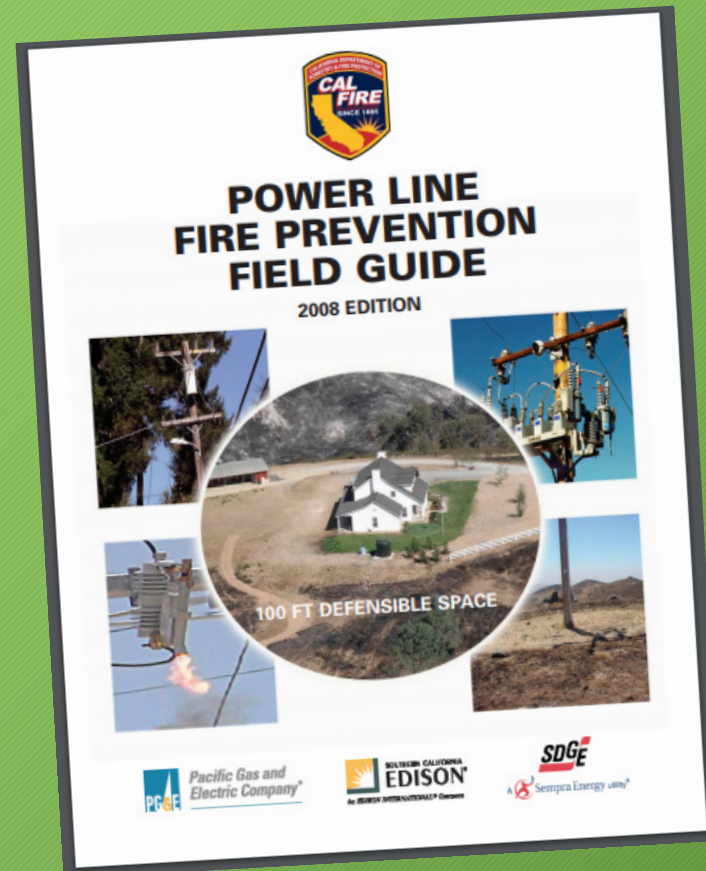
California's Forests and Rangelands Assessment 2017 Update



Goal 1: Identify and Evaluate Wildland Fire Hazards

1.3

Power Line Fire Prevention Working Group



Goal 1: Identify and Evaluate Wildland Fire Hazards

1.4

CAL FIRE Incident Reporting System (CaIFIRS)



Goal 1: Identify and Evaluate Wildland Fire Hazards

1.5

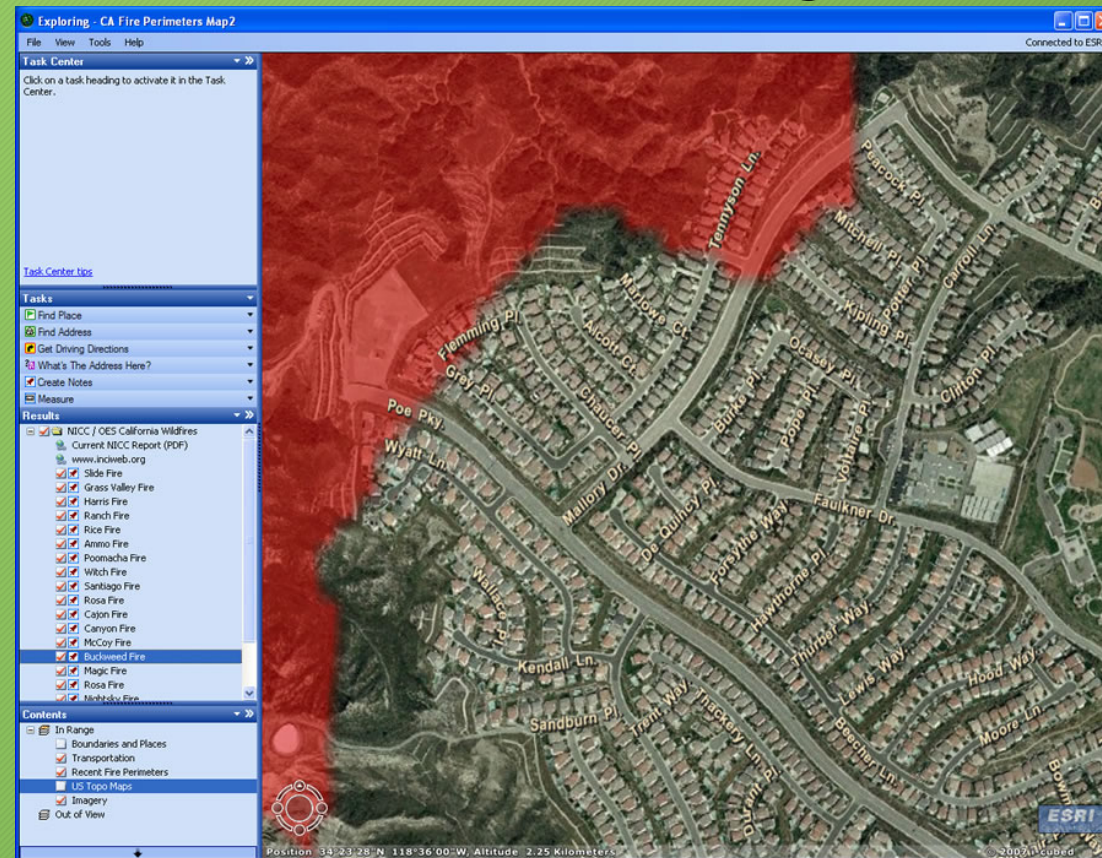
Collaborative Efforts Addressing Goldspotted Oak Borer



Goal 1: Identify and Evaluate Wildland Fire Hazards

1.6

ESRI Enterprise License Agreement (ELA)



Goal 1: Identify and Evaluate Wildland Fire Hazards

1.7

Research and monitoring



Goal 1: Identify and Evaluate Wildland Fire Hazards

1.8

CCI Forest Health Research Grants



Goal 2: Land Use Planning

2.1

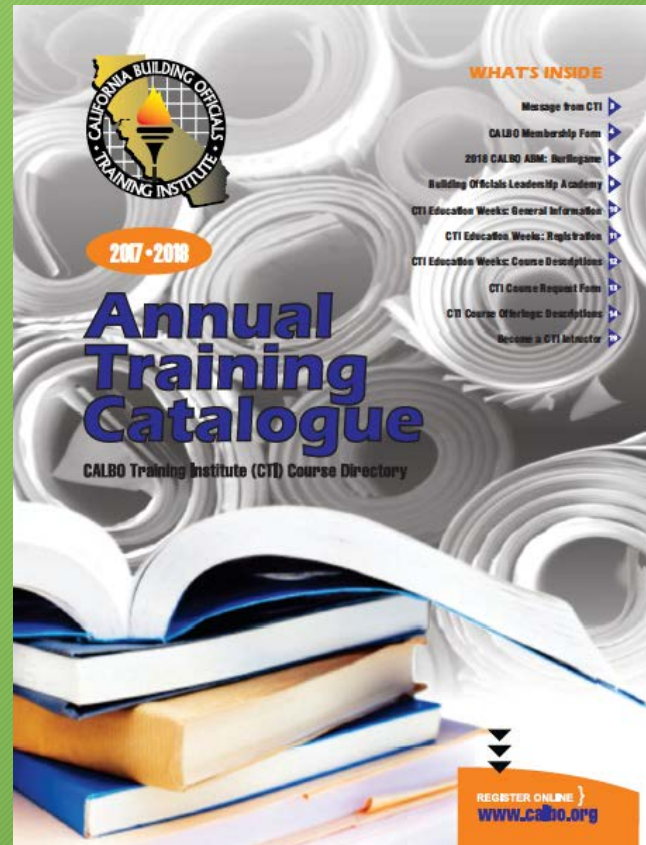
Land Use Planning Program (LUPP)



Goal 2: Land Use Planning

2.2

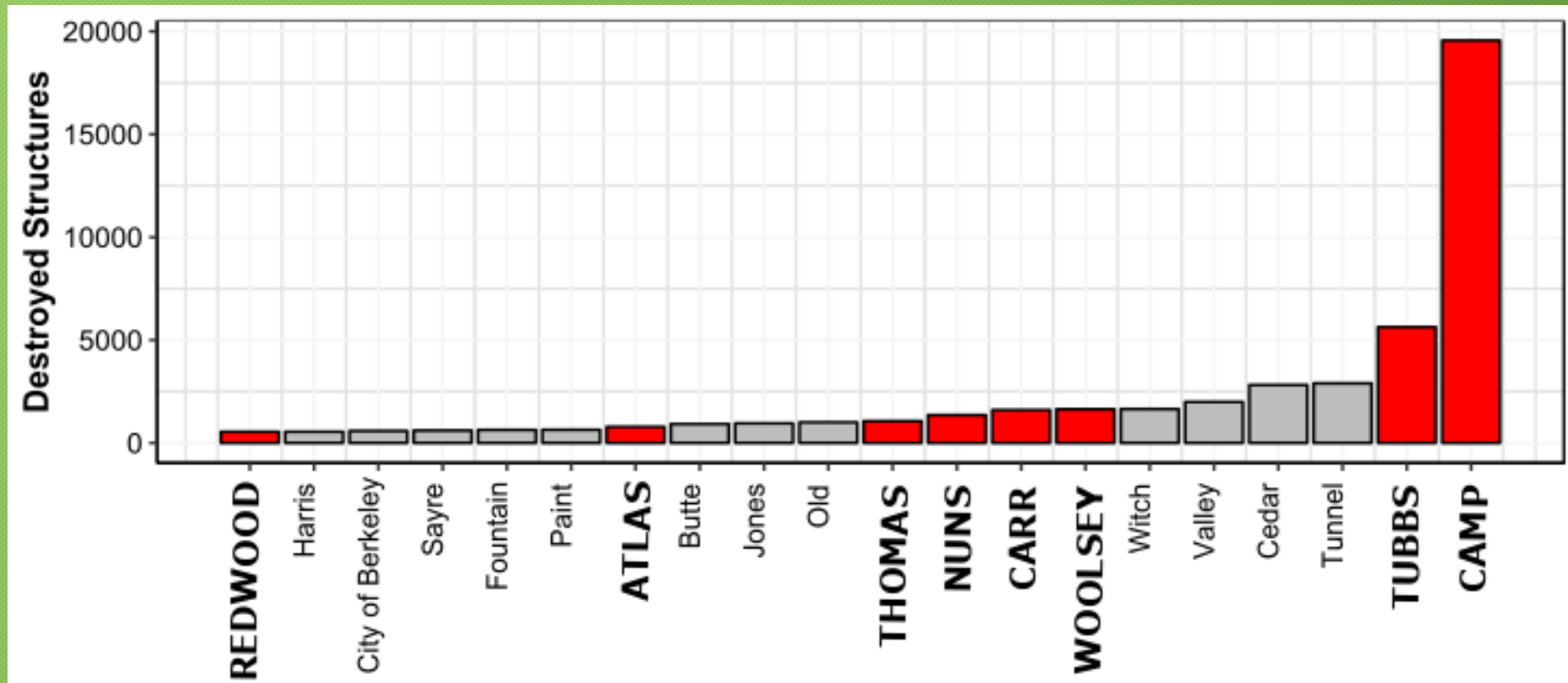
Building Official Training



Goal 2: Land Use Planning

2.3

Damage Inspection Data



Goal 3: Collaborative Community Fire Protection Planning

3.1

Unit Fire Plans



Goal 3: Collaborative Community Fire Protection Planning

3.2

California Forest Improvement Program (CFIP)

Workload History (Accomplishments)					
	FY 2014/15	FY 2015/16	FY 2016/17	FY 2017/18	FY 2018/19
Contracts Issued	34	116	83	108	22
Acres Affected (includes creation of a Mgt. Plan)	14,313	29,807	16,453	19,628	6,276
Reforestation Acres	0	2,350	1,145	1,603	1,339
Thinned/Fuel Reduction Acres	0	1,305	1,753	1,101	0

Goal 3: Collaborative Community Fire Protection Planning

3.3

Local Grant Efforts

CAL FIRE Grant Programs

	FY 2014/15	FY 2015/16	FY 2016/17	FY 2017/18	FY 2018/19
Fire Prevention	\$9.3mil	\$5mil	\$15.7mil	\$79.6mil	\$43.2mil
Forest Health	\$14.7mil	-	\$21mil	\$91.5mil	\$63.4mil

Goal 3: Collaborative Community Fire Protection Planning

3.4

Utility Wildfire Mitigation Plans



Goal 4: Increase Fire Prevention Awareness, Knowledge and Actions

4.1

Public Education Mascot



Goal 4: Increase Fire Prevention Awareness, Knowledge and Actions

4.2

Assembly Bill 2911, Wildfire Legislation



Goal 4: Increase Fire Prevention Awareness, Knowledge and Actions

4.3

Firewise USA Communities



Goal 4: Increase Fire Prevention Awareness, Knowledge and Actions

4.4

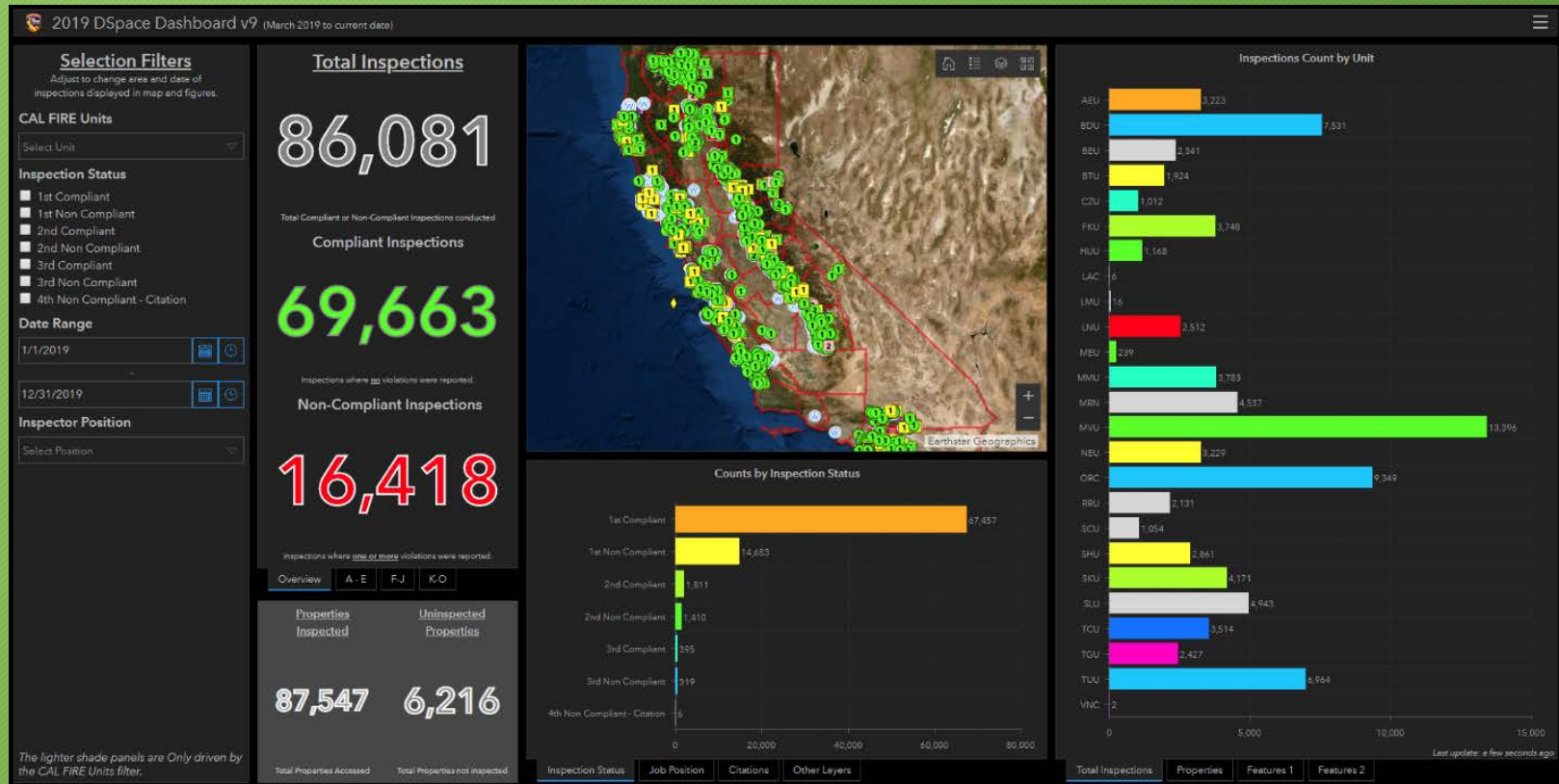
Updated Title 24 Wildland Building Codes



Goal 4: Increase Fire Prevention Awareness, Knowledge and Actions

4.5

Expanded Defensible Space



Goal 4: Increase Fire Prevention Awareness, Knowledge and Actions

4.6

Civil Cost Recovery Program

Civil Cost Recovery Program Fire Suppression Costs Recovered

	FY 2014/15	FY 2015/16	FY 2016/17	FY 2017/18	FY 2018/19
Amount	\$8mil	\$9.9mil	\$15.7mil	\$20.8mil	\$4.3mil

Goal 5: Integrated Fuels Management

5.1

Wildfire Resilience Program, Senate Bill 901



Goal 5: Integrated Fuels Management

5.2

Increased Prescribed Burning, Senate Bill 1260



Goal 5: Integrated Fuels Management

5.3

Greenhouse Gas Reduction Fund (GGRF) Funding



Goal 5: Integrated Fuels Management

5.4

Vegetation Management Program (VMP)



Goal 5: Integrated Fuels Management

5.5

Forest Management Task Force



Goal 6: Fire Prevention Level of Service

6.1

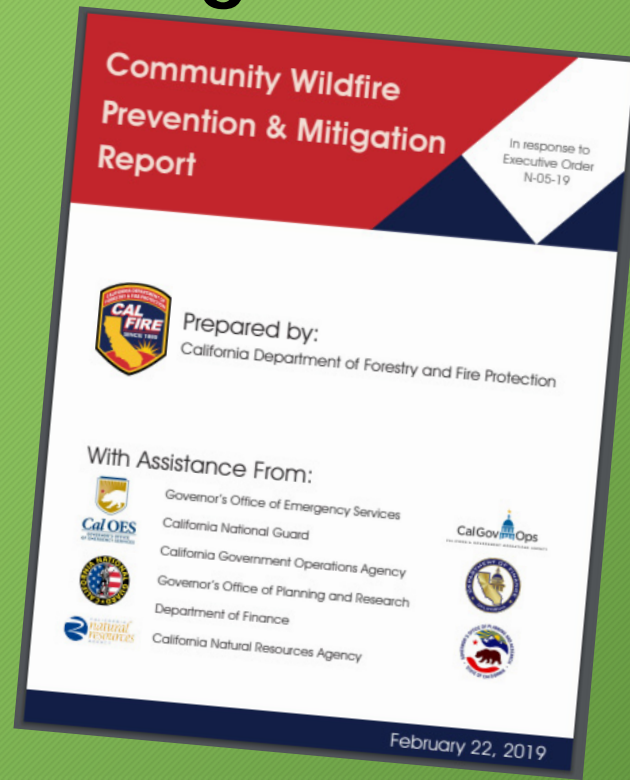
2018 Wildfire Legislation Package



Goal 6: Fire Prevention Level of Service

6.2

Community Wildfire Prevention and Mitigation Report



Goal 6: Fire Prevention Level of Service

6.3

Dedicated CAL FIRE Fuels Crews



Goal 6: Fire Prevention Level of Service

6.4

California National Guard Fuels Crews



Goal 7: Fire Suppression Level of Service

7.1

Expanded Aircraft Fleet



Goal 7: Fire Suppression Level of Service

7.2

Expanded Fire Crews



Goal 7: Fire Suppression Level of Service

7.3

Ventura Training Center



Goal 7: Fire Suppression Level of Service

7.4

Increased Year-Round Staffing



Goal 7: Fire Suppression Level of Service

7.5

Firefighter Surge Capacity



Goal 7: Fire Suppression Level of Service

7.6

Automated Vehicle Location (AVL)



Goal 8: Post Fire Assessments & Recovery

8.1

Reopening of the L.A. Moran Reforestation Center



Goal 8: Post Fire Assessments & Recovery

8.2

Damage Inspection Program (DINS)

Year	Damage	Structure Type						Total	% of Residential Structures Damaged/ Destroyed	% of All Structures Damaged/ Destroyed
		Single Family Residences	Multifamily Residences	Mixed Residential Commercial	Nonresidential Commercial	Other Minor Structures	Infrastructure			
Since 2014	Destroyed (>50%)	26874	282	15	938	10104	16	38229	93.32%	93.05%
	Major (26-50%)	137	6	0	24	133	7	307	0.49%	0.75%
	Minor (10-25%)	368	6	3	48	173	2	600	1.29%	1.46%
	Affected (1-9%)	1402	24	2	131	376	12	1947	4.90%	4.74%
	TOTAL	28781	318	20	1141	10786	37	41083	100.00%	100.00%

Goal 8: Post Fire Assessments & Recovery

8.3

Watershed Emergency Response Teams (WERT)

WERT Deployments

2017	2018
Detwiler Fire	Thomas Fire
Tubbs Fire	Carr Fire
Nuns Fire	Camp Fire
Atlas Fire	Holy Fire
Redwood Fire	Woolsey/Hill Fires
Skirball Fire	
Rye Fire	



Questions